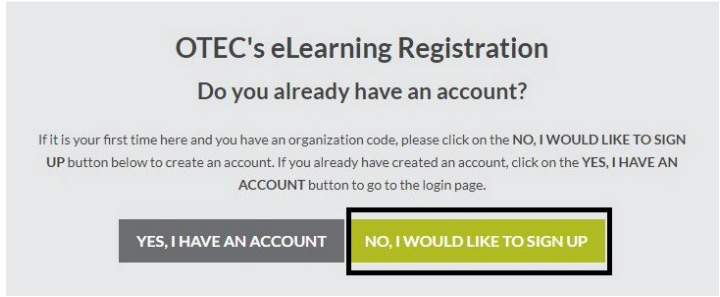
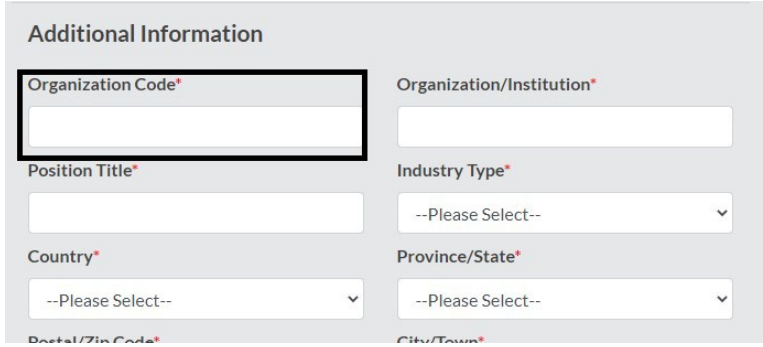
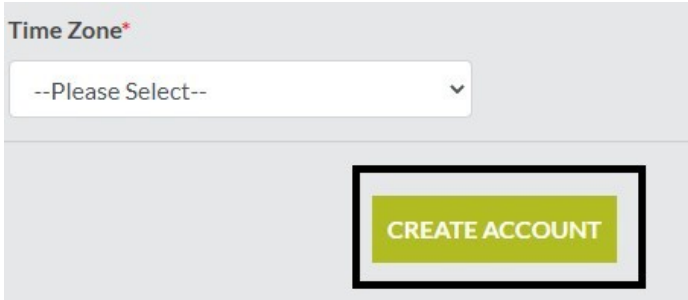
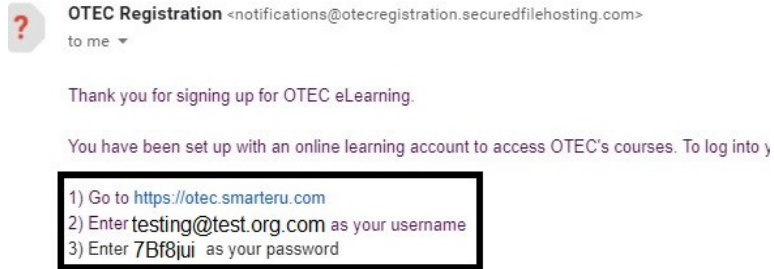


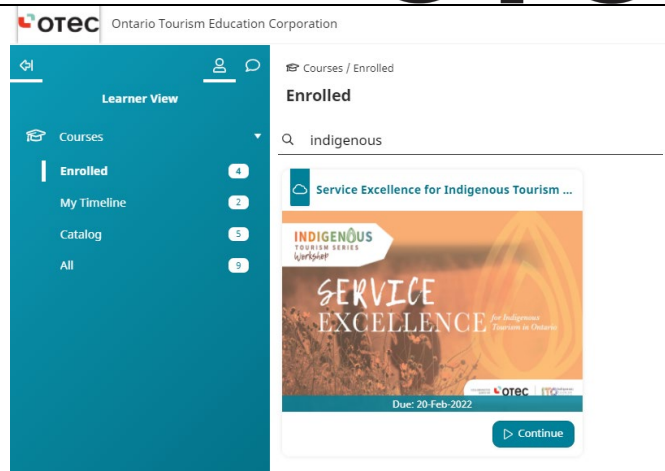
OTEC Registration Instructions to Access eLearning Courses

Please follow the instructions below to create your account within SmarterU:

<p>Step 1: Go to https://myelearning.otec.org/</p>	
<p>Step 2: Click on NO, I WOULD LIKE TO CREATE AN ACCOUNT</p>	
<p>Step 3: Enter your information accordingly and in the Organization Code field enter ITO</p>	
<p>Step 4: Once you have filled out all the fields, click CREATE ACCOUNT</p>	
<p>Step 5: You should receive a welcome email within a few minutes with your username, password and the URL to access your account.</p> <p>Note: Kindly check your junk/spam box in case you have not received the welcome email within 5 minutes</p>	

Step 6: Once you log in, you will find your course in your dashboard.

Note: If you log in and do not see any courses in your dashboard, please wait for up to 10 minutes for your course to upload into your profile. If after 10 minutes the course is still not in your dashboard, either refresh your webpage or logout and log back into your account



If you are experiencing any technical issues, kindly email support@otec.org.